

## From your Ellie Mae integrated website – to Encompass

Below is the link that I send on my email mailings and on all of my emails. I direct them to the “Apply Now”.

<http://www.edirecthomeloans.com>

**DIRECT HOME LOANS**

Welcome | Contact Us | My Account | Log In

- ▶ HOME
- ▶ FULL APPLICATION
- ▶ SHORT APPLICATION
- ▶ SPANISH APPLICATION
- ▶ FREE CONSULTATION
- ▶ CHECK LOAN STATUS
- ▶ ABOUT US

**Apply Now**

- ▶ Full Application
- ▶ Short Application
- ▶ Spanish Application

**Resources & Tools**

- ▶ Mortgage Calculators
- ▶ Printable Forms
- ▶ Free Consultation
- ▶ Mortgage Checklist
- ▶ Check Loan Status

**Learning Center**

- ▶ Mortgage Glossary
- ▶ How to Get a Loan

*If you have dreams ...  
... we have the solutions.*

We offer the best mortgage tools available on the Internet - easy, convenient, on-line shopping for the best loan programs and most current rates available, together with the assistance of an experienced, "live" loan officer to guide you through the often difficult and confusing process of choosing and getting the exact loan to meet your specific needs.

Thank you for visiting our website. We look forward to putting our mortgage service to work for you!

**CALCULATE PAYMENT**

Enter a loan amount to calculate the loan payment.

Loan Amount: \$  **GO**

**APPLY NOW**

Please select a loan application you would like to use:

Full Application

**Here** →

**Questions?**

Request a Free Consultation

**What you will need**

You'll be asked to provide the following for all borrowers:

- Social Security Number
- Contact and employment information
- Best estimates of income, assets, and liabilities

**After you have finished**

When you submit your information online, a personal Loan Advisor will contact you to:

- Help you select the best program and interest rate
- Complete your loan application package
- Guide you through the loan process

Creating a new account is simple and your clients can log back in if they have not finished the application.

If possible step them through the login and the Loan Officer selection. This will insure your application will go directly to you.

Easy to read tabs lets the client visually see how far along they are with the application.

From: WebCenter@elliemaeservices.com  
To: jack@edirecthomeloans.com  
Cc:  
Subject: New Application Submitted

Dear Jack Kammer,

Please find below a confirmation of the recent loan application submitted to you:

Primary Borrower's Name: **jack test test**  
State that the Property is Located in:

This is the notification from Ellie Mae.

Follow these instructions to retrieve and import this application into your Encompass LOS:

- Start Encompass and click on the **Loan Mailbox** button.
- You will see all of your messages, including applications that have been submitted to you.
- Click on the message and then click on the link to import the application data.

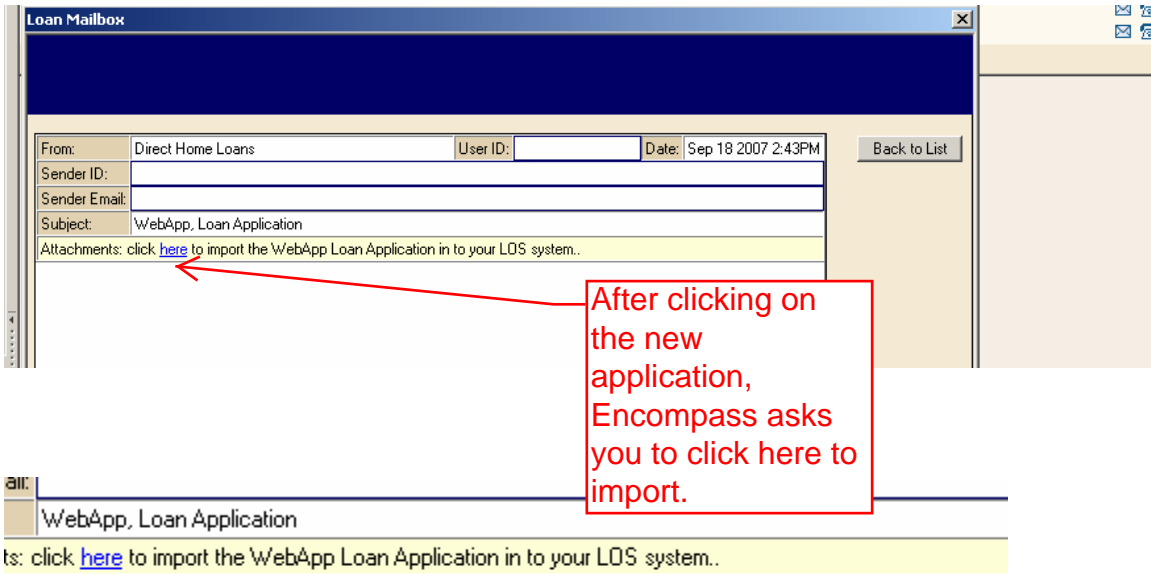
Should you have any questions or require assistance, please contact us by mail at [customersupport@elliemae.com](mailto:customersupport@elliemae.com) Monday - Friday, from 6:00 a.m. to 5:30 p.m. PST.

Best Regards,  
Ellie Mae, Inc.

From the instructions above, your Loan Mailbox has the new application ready to download.

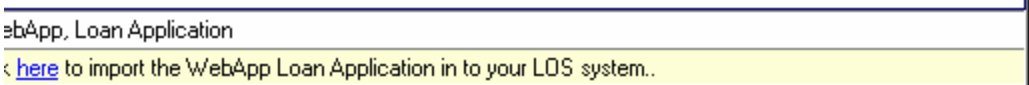
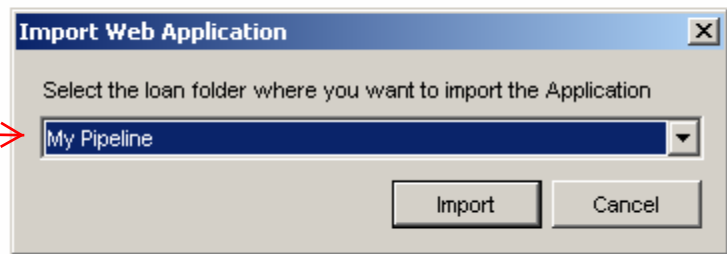
The screenshot shows the Encompass Loan Mailbox interface. At the top, there are navigation tabs: "IM", "Loan Mailbox", "Calculator", and "Log Out". Below this, there is a header for "1st Loan Position" with "Print", "Save", and "Exit" buttons. The main area displays a list of messages in a table format. The table has columns for "Borrower Name", "Subject", "Sender", and "Date". There are three messages listed, with the most recent one from "jack test test" on "Sep 11 2007 2:47PM".

Borrower Name	Subject	Sender	Date
jack kammer	WebApp, Loan Application	Direct Home Loans	Sep 18 2007 2:43PM
Tom Shaw	WebApp, Loan Application	Direct Home Loans	Sep 12 2007 8:13AM
jack test test	WebApp, Short Application	Direct Home Loans	Sep 11 2007 2:47PM



After clicking on the new application, Encompass asks you to click here to import.

You decide what folder to import.



Your application is now in your folder. When the client comes in to see you, you have pulled credit, ran DO and run Nylx to find a product.

